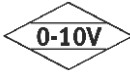


Performance

SFLEDST2HP50



CE RoHS



Light Source:	LED
Wattage:	50W
Insulation class:	I
Degree of protection:	Ip66
IK:	Ik08
CRI:	70
Kelvin:	5000K
Input voltage:	100-240V AC
Power factor:	≥0.95
Optic:	PC lens with smart beam
Light source lumen output:	7200lm
Luminaire lumen output:	6500lm
L:	L70
B:	B10
Compliance:	EN60598, EN62493, EN61547, EN55015, EN62321
Lifetime:	>54000h
Product weight:	4.5KG
Warranty:	5 years



Description

LED floodlight for indoor and outdoor lighting, comprising:

- Die-casting aluminum body, chemically pre-treated and painted powder coating

- Very high performance PC lens

- Full range of beam package for different levels of road

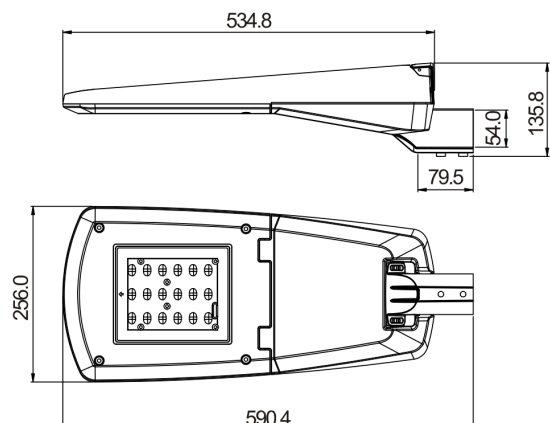
- 304 Stainless steel external screws

- Powder coated steel bracket

- Dimmable ballast on request

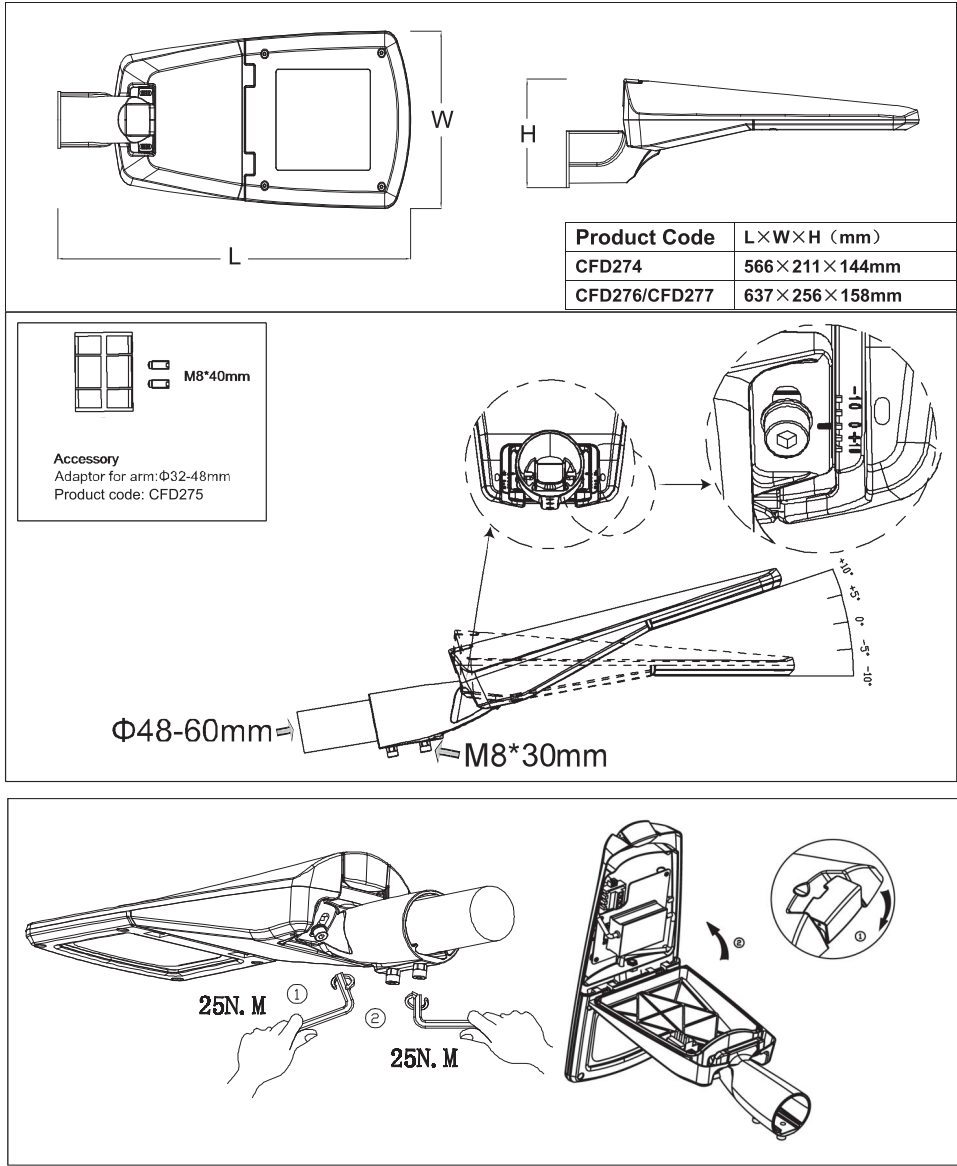
- 3000K~6000K available upon request

TECHNICAL DRAWINGS

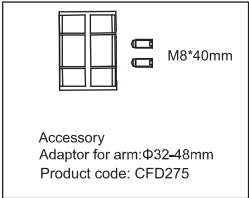


Multiple LENS options

1 .Installation diagram



2 . Spare accessory kit



The spare accessory kit is available for different installation requirement.
It includes 1 pc of adapter and 2 pcs of screws. Adapter size: Ø 32-48mm, screw size: M8*40mm.
The accessory kit is excluded from package, can purchase separately.

3 . Symbols explanation

